

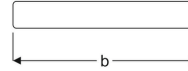
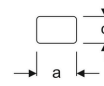

## LADE

EMERGENCY EXIT LUMINAIRES

VEM09 4506PA SB30

VEM09 4506PA SB40

VEM09 4506PA SB60



## MECHANICAL SPECS / MEKANİK ÖZELLİKLER

|   |   |
|---|---|
| <b>Application Areas</b> Uygulama Alanları      | Hospital - Parking Areas - Warehouse - Commercial Building              |
| <b>Luminaire Type</b> Ürün Tipi                 | LED Emergency Light   |
| <b>Luminaire Body</b> Ürün Gövdesi              | Plastic body  |
| <b>Luminaire Diffusor</b> Ürün Difüzörü         | Opal glass  |
| <b>Luminaire Colour</b> Ürün Gövde Rengi        | S : Ral 9005 Jet black / B : Ral 9016 Traffic White / G : Ral 9006 Grey |
| <b>Ingress Protection (IP) Rating</b> IP Sınıfı | IP40  |
| <b>Impact Resistance (IK) Rating</b> IK Sınıfı  | IK02  |

## OPTICAL SPECS / OPTİK ÖZELLİKLER

|  |                                |
|--|--------------------------------|
| <b>Light Source</b> Işık Kaynağı                       | Mid Power LED                  |
| <b>CRI Value</b> CRI Değeri                            | >80                            |
| <b>UGR Value</b> UGR Değeri                            | <21 (EN124664-1)               |
| <b>Photo Biological Class</b> Fotobiyolojik Risk Grubu | Group-0 No Risk                |
| <b>Beam Angle</b> Işık Açısı                           | 120°                           |
| <b>Driver (220-240V)</b> Sürücü                        | Osram - Tridonic & ENEC Driver |

## ELECTRICAL SPECS / ELEKTRİKSEL ÖZELLİKLER

|   |               |
|---|---------------|
| <b>Mains Voltage</b> Giriş Gerilimi               | 220-240 V     |
| <b>Mains Frequency</b> Frekans                    | 50/60 Hz      |
| <b>Protection Class</b> Koruma Sınıfı             | I             |
| <b>Led Service (25°C)</b> Led Ömrü                | L80=30.000h   |
| <b>Power Factor</b> Güç Faktörü                   | >0,934        |
| <b>Operating Temperature</b> Çalışma Sıcaklığı    | -20°C & -45°C |
| <b>Hot Wire Resistance</b> Kablo Sıcaklık Direnci | 650°C         |

## OPTIONS / OPSİYONLAR

| 1 Hour Emergency Kit | 3 Hour Emergency Kit | DALI | SENSOR |
|----------------------|----------------------|------|--------|
| +                    | +                    | -    | -      |

| Product Code<br>Ürün Kodu | Power (W)<br>Watt | Lumen (lm)<br>Işık Akısı | Efficacy (lm/W)<br>Verimlilik | Col. Temp (K)<br>Kelvin | Dimensions (mm)<br>Boyutlar ( a x b x c ) Ø | Pack. Qty<br>Koli Adedi | Pack. Weight (kg)<br>Koli Ağırlığı |
|---------------------------|-------------------|--------------------------|-------------------------------|-------------------------|---|-------------------------|------------------------------------|
| VEM09 4506PA SB30         | 6                 | 480                      | 80                            | 3000                    | 65x450x47                                   | 20                      | 2,00                               |
| VEM09 4506PA SB40         | 6                 | 480                      | 80                            | 4000                    | 65x450x47                                   | 20                      | 2,00                               |
| VEM09 4506PA SB60         | 6                 | 480                      | 80                            | 6000                    | 65x450x47                                   | 20                      | 2,00                               |